


TARIFA DE PRODUCTOS

ENERO 2022






PRECIO MODELOS PERFORADOS EBRO, PISUERGA, SEGRE Y TAJO A 32 Y 64 mm. DE EJE EBRO, PISUERGA, SEGRE AND TAJO MODEL PRICES DRILLED AT 32 AND 64 mm. AXIS

ESPECIFICACIONES ESTANDAR DE LOS MODELOS:

PERFORACIONES CIRCULARES DE DIAMETRO 8mm (ESTANDAR)
DISTANCIA ENTRE EJES DE 32mm. (64mm. EN EL SEGRE)
GRUESO PLACAS 10mm.

STANDARD SPECIFICATIONS MODELS:

DRILLS 8mm DIAMETER (STANDARD)
DISTANCE BETWEEN AXIS 32mm (64mm SEGRE MODEL)
PLATE THICKNESS 10mm



EBRO



PISUERGA



SEGRE



TAJO

TABLERO SOPORTE MDF ESTANDAR BOARD INTERIOR MDF		
	PERFIL VISTO//PROFILE VIEWED	PERFIL OCULTO, TEGULAR o MACHIHEMBADO//HIDDEN PROFILE TEGULAR o TONGUED
MELAMINAS//MELAMINE	38,10 €/m2	42,57 €/m2
MADERA NATURAL: HAYA, ROBLE VARNISHED VENEER: BEECH, OAK	78,04 €/m2	82,50 €/m2
MADERA NATURAL: ARCE, CEREZO VARNISHED VENEER: MAPLE, CHERRY	91,20 €/m2	95,68 €/m2
LACADO RAL // RAL LACQUER	64,80 €/m2	69,20 €/m2

TABLERO SOPORTE MDF IGNIFUGO (B S2 D0) BOARD INTERIOR MDF FIRE-PROOF (BS2 D0)		
	PERFIL VISTO//PROFILE VIEWED	PERFIL OCULTO, TEGULAR o MACHIHEMBADO//HIDDEN PROFILE TEGULAR o TONGUED
MELAMINAS//MELAMINE	57,85 €/m2	62,32 €/m2
MADERA NATURAL: HAYA, ROBLE VARNISHED VENEER: BEECH, OAK	93,84 €/m2	98,31 €/m2
MADERA NATURAL: ARCE, CEREZO VARNISHED VENEER: MAPLE, CHERRY	116,20 €/m2	120,70 €/m2
LACADO RAL // RAL LACQUER	85,55 €/m2	89,80 €/m2

INCREMENTOS:

TABLERO SOPORTE 16 mm ESTANDAR
TABLERO SOPORTE 16 mm HIDROFUGO
TABLERO SOPORTE 16 mm IGNIFUGO (B S2 D0)
TABLERO SOPORTE 10 mm HIDROFUGO
VELO ACUSTICO PEGADO EN PLACA
PLACAS 1200X300 (SOLO OCULTO)

14 €/m2
20 €/m2
34 €/m2
7,40 €/m2
7,00 €/m2
17 €/m2

INCREASES:

STANDARD BOARD INTERIOR 16 mm
WATER-REPELLENT BOARD INTERIOR 16 mm
FIRE-PROOF (B S2 D0) BOARD INTERIOR 16 mm
WATER-REPELLENT BOARD INTERIOR 10 mm
PLATE WITH ACOUSTIC REDUCTION FILTER.
PLATES 1200X300 (ONLY HIDDEN SIDE)

14 €/m2
20 €/m2
34 €/m2
7,40 €/m2
7,00 €/m2
17 €/m2

Perfil visto/Viewed Side

El panel descansa sobre la periferia de sujeción que junto a ella configura la planimetría del techo
The panel rests on the aluminium frame setting the planing of the ceiling

Perfil tegular/Stepped Side

El panel descansa sobre la periferia de sujeción y gracias al mecanizado perimetral queda suspendido
The panel rests on the aluminium frame.

Thanks to the machining it leaves a stepped side all around.

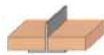
Perfil silhouete o fineline/Silhouete Side

El panel descansa sobre la periferia de sujeción y gracias al mecanizado perimetral queda suspendido al mismo nivel de la periferia, siendo posible colgar del perfil algun cartel o indicacion
The panel rests on the aluminium frame.

Thanks to the machining the panel is left at the same level as the aluminium, leaving the possibility of hanging a sign or indication.

Perfil oculto/Hidden Side

El panel oculta la periferia de sujeción
The panel hides the aluminium frame.



MEDIDAS Y CARACTERISTICAS MEASURES AND FEATURES

MODULACIONES DIMENSIONES

600X600 mm.
1200X600 mm.
1200X300 mm.
2430X600 mm.
2430X300 mm.

GRUESOS THICKNESS

10mm o 16mm EN MELAMINAS
11mm o 16mm EN CHAPAS NATURALES

MELAMINE
NATURAL WOOD

PESOS WEIGHT

9kg/m2 en 10mm
12Kg/m2 en 16mm
10Kg/m2 en 11mm
13Kg/m2 en 16mm



PRECIO MODELOS PERFORADOS SEGURA Y MICRO 5X5 A 32 Y 16 mm. DE EJE SEGURA AND MICRO 5X5 MODEL PRICES DRILLED AT 32 AND 16 mm. AXIS

ESPECIFICACIONES ESTANDAR DE LOS MODELOS:

PERFORACIONES CIRCULARES DE DIAMETRO 6mm (ESTANDAR)
DISTANCIA ENTRE EJES DE 32mm. A TRESBOLILLO Y 16mm. EN EL MICRO 5X5
GRUESO PLACAS 10 mm.

STANDARD SPECIFICATIONS MODELS:

DRILLS 6mm DIAMETER (STANDARD)
DISTANCE BETWEEN AXIS 32mm ALTERNATIVE (MODEL SEGURA) and 16mm on MICRO 5X5
PLATE THICKNESS 10mm

TABLERO SOPORTE MDF ESTANDAR BOARD INTERIOR MDF		
	PERFIL VISTO//PROFILE VIEWED	PERFIL OCULTO, TEGULAR o MACHIHEMBADO//HIDDEN PROFILE TEGULAR O TONGUED
MELAMINAS//MELAMINE	43,36 €/m2	47,84 €/m2
MADERA NATURAL: HAYA, ROBLE VARNISHED VENEER: BEECH, OAK	82,64 €/m2	87,12 €/m2
MADERA NATURAL: ARCE, CEREZO VARNISHED VENEER: MAPLE, CHERRY	95,80 €/m2	100,30 €/m2
LACADO RAL // RAL LACQUER	69,90 €/m2	74,30 €/m2

TABLERO SOPORTE MDF IGNIFUGO (B S2 D0) BOARD INTERIOR MDF FIRE-PROOF (BS2 D0)		
	PERFIL VISTO//PROFILE VIEWED	PERFIL OCULTO, TEGULAR o MACHIHEMBADO//HIDDEN PROFILE TEGULAR O TONGUED
MELAMINAS//MELAMINE	63,11 €/m2	67,60 €/m2
MADERA NATURAL: HAYA, ROBLE VARNISHED VENEER: BEECH, OAK	98,45 €/m2	102,90 €/m2
MADERA NATURAL: ARCE, CEREZO VARNISHED VENEER: MAPLE, CHERRY	120,83 €/m2	125,30 €/m2
LACADO RAL // RAL LACQUER	94,15 €/m2	99,70 €/m2



SEGURA

INCREMENTOS:

TABLERO SOPORTE 16 mm ESTANDAR
TABLERO SOPORTE 16 mm HIDROFUGO
TABLERO SOPORTE 16 mm IGNIFUGO (B S2 D0)
TABLERO SOPORTE 10 mm HIDROFUGO
VELO ACUSTICO PEGADO EN PLACA
PLACAS 1200X300 (SOLO OCULTO)

14 €/m2
20 €/m2
34 €/m2
7,40 €/m2
7,00 €/m2
17 €/m2

INCREASES:

STANDARD BOARD INTERIOR 16 mm
WATER-REPELLENT BOARD INTERIOR 16 mm
FIRE-PROOF (B S2 D0) BOARD INTERIOR 16 mm
WATER-REPELLENT BOARD INTERIOR 10 mm
PLATE WITH ACOUSTIC REDUCTION FILTER.
PLATES 1200X300 (ONLY HIDDEN SIDE)

14 €/m2
20 €/m2
34 €/m2
7,40 €/m2
7,00 €/m2
17 €/m2

Perfil visto//Viewed Side

El panel descansa sobre la perfilera de sujeción que junto a ella configura la planimetría del techo
The panel rests on the aluminium frame setting the planing of the ceiling

Perfil tegular//Stepped Side

El panel descansa sobre la perfilera de sujeción y gracias al mecanizado perimetral queda suspendido
The panel rests on the aluminium frame.

Thanks to the machining it leaves a stepped side all around.

Perfil silhouete o fineline//Silhouete Side

El panel descansa sobre la perfilera de sujeción y gracias al mecanizado perimetral queda suspendido al mismo nivel de la perfilera, siendo posible colgar del perfil algun cartel o indicacion
The panel rests on the aluminium frame.

Thanks to the machining the panel is left at the same level as the aluminium, leaving the possibility of hanging a sign or indication.

Perfil oculto//Hidden Side

El panel oculta la perfilera de sujeción
The panel hides the aluminium frame.



MEDIDAS Y CARACTERISTICAS MEASURES AND FEATURES

MODULACIONES DIMENSIONES

600X600 mm.
1200X600 mm.
1200X300 mm.
2430X600 mm.
2430X300 mm.

GRUESOS THICKNESS

10mm o 16mm EN MELAMINAS
11mm o 16mm EN CHAPAS NATURALES

MELAMINE
NATURAL WOOD

PESOS WEIGHT

9kg/m2 en 10mm
12Kg/m2 en 16mm
10Kg/m2 en 11mm
13Kg/m2 en 16mm



Tegular//Stepped



Silhouette//Silhouette

PRECIO MODELOS PERFORADOS MICROPERFORADO A 16 mm. DE EJE MICROPERFORADO MODEL PRICE DRILLED AT 16 mm. AXIS

ESPECIFICACIONES ESTANDAR DE LOS MODELOS:


PERFORACIONES CIRCULARES DE DIAMETRO 6mm (ESTANDAR)
DISTANCIA ENTRE EJES DE 16mm.
GRUESO PLACAS 10 mm.

STANDARD SPECIFICATIONS MODELS:

DRILLS 6mm DIAMETER (STANDARD)
DISTANCE BETWEEN AXIS 16mm
PLATE THICKNESS 10mm



MICROPERFORADO



MICRO 5X5

TABLERO SOPORTE MDF ESTANDAR BOARD INTERIOR MDF		
	PERFIL VISTO//PROFILE VIEWED	PERFIL OCULTO, TEGULAR o MACHIHEMBADO//HIDDEN PROFILE TEGULAR O TONGUED
MELAMINAS//MELAMINE	50,39 €/m2	54,86 €/m2
MADERA NATURAL: HAYA, ROBLE VARNISHED VENEER: BEECH, OAK	88,80 €/m2	93,27 €/m2
MADERA NATURAL: ARCE, CEREZO VARNISHED VENEER: MAPLE, CHERRY	101,95 €/m2	106,45 €/m2
LACADO RAL // RAL LACQUER	76,15 €/m2	79,25 €/m2

TABLERO SOPORTE MDF IGNIFUGO (B S2 D0) BOARD INTERIOR MDF FIRE-PROOF (BS2 D0)		
	PERFIL VISTO//PROFILE VIEWED	PERFIL OCULTO, TEGULAR o MACHIHEMBADO//HIDDEN PROFILE TEGULAR O TONGUED
MELAMINAS//MELAMINE	70,14 €/m2	74,60 €/m2
MADERA NATURAL: HAYA, ROBLE VARNISHED VENEER: BEECH, OAK	104,60 €/m2	109,10 €/m2
MADERA NATURAL: ARCE, CEREZO VARNISHED VENEER: MAPLE, CHERRY	126,95 €/m2	131,45 €/m2
LACADO RAL // RAL LACQUER	98,20 €/m2	102,40 €/m2

INCREMENTOS:

TABLERO SOPORTE 16 mm ESTANDAR
TABLERO SOPORTE 16 mm HIDROFUGO
TABLERO SOPORTE 16 mm IGNIFUGO (B S2 D0)
TABLERO SOPORTE 10 mm HIDROFUGO
VELO ACUSTICO PEGADO EN PLACA
PLACAS 1200X300 (SOLO OCULTO)

14 €/m2
20 €/m2
34 €/m2
7,40 €/m2
7,00 €/m2
17 €/m2

INCREASES:

STANDARD BOARD INTERIOR 16 mm
WATER-REPELLENT BOARD INTERIOR 16 mm
FIRE-PROOF (B S2 D0) BOARD INTERIOR 16 mm
WATER-REPELLENT BOARD INTERIOR 10 mm
PLATE WITH ACOUSTIC REDUCTION FILTER.
PLATES 1200X300 (ONLY HIDDEN SIDE)

14 €/m2
20 €/m2
34 €/m2
7,40 €/m2
7,00 €/m2
17 €/m2

Perfil visto/Viewed Side

El panel descansa sobre la perfilera de sujeción que junto a ella configura la planimetría del techo
The panel rests on the aluminium frame setting the planing of the ceiling

Perfil tegular//Stepped Side

El panel descansa sobre la perfilera de sujeción y gracias al mecanizado perimetral queda suspendido
The panel rests on the aluminium frame. Thanks to the machining it leaves a stepped side all around.

Thanks to the machining the panel is left at the same level as the aluminium, leaving the possibility of hanging a sign or indication.

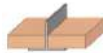
Perfil silhouette o fineline//Silhouette Side

El panel descansa sobre la perfilera de sujeción y gracias al mecanizado perimetral queda suspendido al mismo nivel de la perfilera, siendo posible colgar del perfil algun cartel o indicacion
The panel rests on the aluminium frame. Thanks to the machining the panel is left at the same level as the aluminium, leaving the possibility of hanging a sign or indication.

The panel rests on the aluminium frame. Thanks to the machining the panel is left at the same level as the aluminium, leaving the possibility of hanging a sign or indication.

Perfil oculto/Hidden Side

El panel oculta la perfilera de sujeción
The panel hides the aluminium frame.



MEDIDAS Y CARACTERISTICAS MEASURES AND FEATURES

MODULACIONES DIMENSIONES

600X600 mm.
1200X600 mm.
1200X300 mm.
2430X600 mm.
2430X300 mm.

GRUESOS THICKNESS

10mm o 16mm EN MELAMINAS
11mm o 16mm EN CHAPAS NATURALES

MELAMINE
NATURAL WOOD

PESOS WEIGHT

9kg/m2 en 10mm
12Kg/m2 en 16mm
10Kg/m2 en 11mm
13Kg/m2 en 16mm



Tegular//Stepped



Silhouette//Silhouette

PRECIO MODELOS PERFORADOS THAMESIS, SENNA, NILO Y AMAZONAS A 32mm. DE EJE THAMESIS, SENNA, NILO AND AMAZONAS MODEL PRICES DRILLED AT 32mm.AXIS

ESPECIFICACIONES ESTANDAR DE LOS MODELOS:

RANURAS REALIZADAS CON FRESAS DE 8mm (ESTANDAR) o 6mm
DISTANCIA ENTRE EJES DE 32mm.
GRUESO PLACAS 10mm.

STANDARD SPECIFICATIONS MODELS:

CHANNELS FABRICATED WITH 8mm MILLING CUTTER (STANDARD) or 6mm.
DISTANCE BETWEEN AXIS 32mm
PLATE THICKNESS 10mm



THAMESIS



SENNA



NILO



AMAZONAS

TABLERO SOPORTE MDF ESTANDAR BOARD INTERIOR MDF STANDARD		
	PERFIL VISTO//PROFILE VIEWED	PERFIL OCULTO, TEGULAR o MACHIHEMBADO//HIDDEN PROFILE TEGULAR O TONGUED
MELAMINAS//MELAMINE	48,63 €/m2	53,11 €/m2
MADERA NATURAL: HAYA, ROBLE VARNISHED VENEER: BEECH, OAK	87,25 €/m2	91,75 €/m2
MADERA NATURAL: ARCE, CEREZO VARNISHED VENEER: MAPLE, CHERRY	100,45 €/m2	104,90 €/m2
LACADO RAL // RAL LACQUER	75,05 €/m2	79,50 €/m2

TABLERO SOPORTE MDF IGNIFUGO (B S2 D0) BOARD INTERIOR MDF FIRE-PROOF (BS2 D0)		
	PERFIL VISTO//PROFILE VIEWED	PERFIL OCULTO, TEGULAR o MACHIHEMBADO//HIDDEN PROFILE TEGULAR O TONGUED
MELAMINAS//MELAMINE	68,38 €/m2	72,86 €/m2
MADERA NATURAL: HAYA, ROBLE VARNISHED VENEER: BEECH, OAK	103,10 €/m2	107,53 €/m2
MADERA NATURAL: ARCE, CEREZO VARNISHED VENEER: MAPLE, CHERRY	125,44 €/m2	129,90 €/m2
LACADO RAL // RAL LACQUER	96,10 €/m2	100,20 €/m2

INCREMENTOS:

TABLERO SOPORTE 16 mm ESTANDAR
TABLERO SOPORTE 16 mm HIDROFUGO
TABLERO SOPORTE 16 mm IGNIFUGO (B S2 D0)
TABLERO SOPORTE 10 mm HIDROFUGO
VELO ACUSTICO PEGADO EN PLACA
PLACAS 1200X300 (SOLO OCULTO)

14 €/m2
20 €/m2
34 €/m2
7,40 €/m2
7,00 €/m2
17 €/m2

INCREASES:

STANDARD BOARD INTERIOR 16 mm
WATER-REPELLENT BOARD INTERIOR 16 mm
FIRE-PROOF (B S2 D0) BOARD INTERIOR 16 mm
WATER-REPELLENT BOARD INTERIOR 10 mm
PLATE WITH ACOUSTIC REDUCTION FILTER.
PLATES 1200X300 (ONLY HIDDEN SIDE)

14 €/m2
20 €/m2
34 €/m2
7,40 €/m2
7,00 €/m2
17 €/m2

Perfil visto//Viewed Side

El panel descansa sobre la periferia de sujeción que junto a ella configura la planimetría del techo
The panel rests on the aluminium frame setting the planing of the ceiling

Perfil tegular//Stepped Side

El panel descansa sobre la periferia de sujeción y gracias al mecanizado perimetral queda suspendido
The panel rests on the aluminium frame.

Thanks to the machining it leaves a stepped side all around.

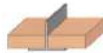
Perfil silhouete o fineline//Silhouete Side

El panel descansa sobre la periferia de sujeción y gracias al mecanizado perimetral queda suspendido al mismo nivel de la periferia, siendo posible colgar del perfil algun cartel o indicacion
The panel rests on the aluminium frame.

Thanks to the machining the panel is left at the same level as the aluminium, leaving the possibility of hanging a sign or indication.

Perfil oculto//Hidden Side

El panel oculta la periferia de sujeción
The panel hides the aluminium frame.



MEDIDAS Y CARACTERISTICAS MEASURES AND FEATURES

MODULACIONES DIMENSIONES

600X600 mm.
1200X600 mm.
1200X300 mm.
2430X600 mm.
2430X300 mm.

GRUESOS THICKNESS

10mm o 16mm EN MELAMINAS
11mm o 16mm EN CHAPAS NATURALES

MELAMINE
NATURAL WOOD

PESOS WEIGHT

9kg/m2 en 10mm
12Kg/m2 en 16mm
10Kg/m2 en 11mm
13Kg/m2 en 16mm



Oculto//Hidden Side



Visto//Viewed



Tegular//Stepped



Silhouette//Silhouette

PRECIO MODELOS DE CUADROS PACIFICO Y ARTICO PACIFICO AND ARTICO MODEL PRICES WITH SQUARE DRILLS

ESPECIFICACIONES ESTANDAR DE LOS MODELOS:

CUADROS REALIZADOS CON FRESA DE 8mm
CUADROS DE 50x50mm Y 25x25mm EN EL ARTICO
GRUESO PLACAS 10mm.

STANDARD SPECIFICATIONS MODELS:

SQUARE DRILLS FABRICATED WITH 8mm MILLING CUTTER
ARTICO MODEL WITH 50x50mm or 25x25mm SQUARES
PLATE THICKNESS 10mm



PACIFICO



ARTICO

TABLERO SOPORTE MDF ESTANDAR BOARD INTERIOR MDF		
	PERFIL VISTO//PROFILE VIEWED	PERFIL OCULTO, TEGULAR o MACHIHEMBADO//HIDDEN PROFILE TEGULAR o TONGUED
MELAMINAS//MELAMINE	53,00 €/m2	57,50 €/m2
MADERA NATURAL: HAYA, ROBLE VARNISHED VENEER: BEECH, OAK	91,10 €/m2	95,80 €/m2
MADERA NATURAL: ARCE, CEREZO VARNISHED VENEER: MAPLE, CHERRY	104,26 €/m2	108,75 €/m2
LACADO RAL // RAL LACQUER	79,90 €/m2	84,50 €/m2

TABLERO SOPORTE MDF IGNIFUGO (B S2 D0) BOARD INTERIOR MDF FIRE-PROOF (BS2 D0)		
	PERFIL VISTO//PROFILE VIEWED	PERFIL OCULTO, TEGULAR o MACHIHEMBADO//HIDDEN PROFILE TEGULAR o TONGUED
MELAMINAS//MELAMINE	72,77 €/m2	77,25 €/m2
MADERA NATURAL: HAYA, ROBLE VARNISHED VENEER: BEECH, OAK	106,90 €/m2	111,40 €/m2
MADERA NATURAL: ARCE, CEREZO VARNISHED VENEER: MAPLE, CHERRY	129,30 €/m2	133,75 €/m2
LACADO RAL // RAL LACQUER	100,20 €/m2	105,15 €/m2

INCREMENTOS:

TABLERO SOPORTE 16 mm ESTANDAR
TABLERO SOPORTE 16 mm HIDROFUGO
TABLERO SOPORTE 16 mm IGNIFUGO (B S2 D0)
TABLERO SOPORTE 10 mm HIDROFUGO
VELO ACUSTICO PEGADO EN PLACA
PLACAS 1200X300 (SOLO OCULTO)

14 €/m2
20 €/m2
34 €/m2
7,40 €/m2
7,00 €/m2
17 €/m2

INCREASES:

STANDARD BOARD INTERIOR 16 mm
WATER-REPELLENT BOARD INTERIOR 16 mm
FIRE-PROOF (B S2 D0) BOARD INTERIOR 16 mm
WATER-REPELLENT BOARD INTERIOR 10 mm
PLATE WITH ACOUSTIC REDUCTION FILTER.
PLATES 1200X300 (ONLY HIDDEN SIDE)

14 €/m2
20 €/m2
34 €/m2
7,40 €/m2
7,00 €/m2
17 €/m2

Perfil visto//Viewed Side

El panel descansa sobre la periferia de sujeción que junto a ella configura la planimetría del techo
The panel rests on the aluminium frame setting the planing of the ceiling

Perfil tegular//Stepped Side

El panel descansa sobre la periferia de sujeción y gracias al mecanizado perimetral queda suspendido
The panel rests on the aluminium frame. Thanks to the machining it leaves a stepped side all around.

Thanks to the machining the panel is left at the same level as the aluminium, leaving the possibility of hanging a sign or indication.

Perfil silhouete o fineline//Silhouete Side

El panel descansa sobre la periferia de sujeción y gracias al mecanizado perimetral queda suspendido al mismo nivel de la periferia, siendo posible colgar del perfil algun cartel o indicacion
The panel rests on the aluminium frame. Thanks to the machining the panel is left at the same level as the aluminium, leaving the possibility of hanging a sign or indication.

The panel rests on the aluminium frame. Thanks to the machining the panel is left at the same level as the aluminium, leaving the possibility of hanging a sign or indication.

The panel rests on the aluminium frame. Thanks to the machining the panel is left at the same level as the aluminium, leaving the possibility of hanging a sign or indication.

The panel rests on the aluminium frame. Thanks to the machining the panel is left at the same level as the aluminium, leaving the possibility of hanging a sign or indication.

The panel rests on the aluminium frame. Thanks to the machining the panel is left at the same level as the aluminium, leaving the possibility of hanging a sign or indication.

The panel rests on the aluminium frame. Thanks to the machining the panel is left at the same level as the aluminium, leaving the possibility of hanging a sign or indication.

The panel rests on the aluminium frame. Thanks to the machining the panel is left at the same level as the aluminium, leaving the possibility of hanging a sign or indication.

The panel rests on the aluminium frame. Thanks to the machining the panel is left at the same level as the aluminium, leaving the possibility of hanging a sign or indication.

The panel rests on the aluminium frame. Thanks to the machining the panel is left at the same level as the aluminium, leaving the possibility of hanging a sign or indication.

The panel rests on the aluminium frame. Thanks to the machining the panel is left at the same level as the aluminium, leaving the possibility of hanging a sign or indication.

The panel rests on the aluminium frame. Thanks to the machining the panel is left at the same level as the aluminium, leaving the possibility of hanging a sign or indication.

The panel rests on the aluminium frame. Thanks to the machining the panel is left at the same level as the aluminium, leaving the possibility of hanging a sign or indication.

The panel rests on the aluminium frame. Thanks to the machining the panel is left at the same level as the aluminium, leaving the possibility of hanging a sign or indication.

MEDIDAS Y CARACTERISTICAS MEASURES AND FEATURES

MODULACIONES DIMENSIONES

600X600 mm.
1200X600 mm.
1200X300 mm.
2430X600 mm.
2430X300 mm.

GRUESOS THICKNESS

10mm o 16mm EN MELAMINAS
11mm o 16mm EN CHAPAS NATURALES

MELAMINE
NATURAL WOOD

PESOS WEIGHT

9kg/m2 en 10mm
12Kg/m2 en 16mm
10Kg/m2 en 11mm
13Kg/m2 en 16mm



Tegular//Stepped



Silhouette//Silhouette

PRECIO MODELOS ACANALADOS A 32 Y 16 mm. DE EJE CHANNEL MODEL PRICES WITH 32mm AND 16mm AXIS

ESPECIFICACIONES ESTANDAR DE LOS MODELOS:

RANURAS REALIZADAS CON RANURADOR DE 2mm (ESTANDAR) o 4mm
RANURAS CADA 16mm o 32 mm. DE EJES
GRUESO PLACAS 16 mm.

STANDARD SPECIFICATIONS MODELS:

CHANNELS FABRICATED WITH 2mm MILLING CUTTER (STANDARD) or 4mm
DISTANCE BETWEEN AXIS 16mm or 32mm
PLATE THICKNESS 16mm



CANAL 32

TABLERO SOPORTE MDF ESTANDAR BOARD INTERIOR MDF		
	PERFIL VISTO//PROFILE VIEWED	PERFIL OCULTO, TEGULAR o MACHIHEBRADO//HIDDEN PROFILE TEGULAR O TONGUED
MELAMINAS//MELAMINE	42,10 €/m2	47,17 €/m2
MADERA NATURAL: HAYA, ROBLE VARNISHED VENEER: BEECH, OAK	78,70 €/m2	82,50 €/m2
MADERA NATURAL: ARCE, CEREZO VARNISHED VENEER: MAPLE, CHERRY	85,90 €/m2	89,30 €/m2
LACADO RAL // RAL LACQUER	67,35 €/m2	71,80 €/m2



CANAL 16

TABLERO SOPORTE MDF IGNIFUGO (B S2 D0) BOARD INTERIOR MDF FIRE-PROOF (BS2 D0)		
	PERFIL VISTO//PROFILE VIEWED	PERFIL OCULTO, TEGULAR o MACHIHEBRADO//HIDDEN PROFILE TEGULAR O TONGUED
MELAMINAS//MELAMINE	74,50 €/m2	78,50 €/m2
MADERA NATURAL: HAYA, ROBLE VARNISHED VENEER: BEECH, OAK	98,50 €/m2	102,20 €/m2
MADERA NATURAL: ARCE, CEREZO VARNISHED VENEER: MAPLE, CHERRY	109,00 €/m2	112,30 €/m2
LACADO RAL // RAL LACQUER	85,15 €/m2	90,40 €/m2

INCREMENTOS:

TABLERO SOPORTE 16 mm ESTANDAR
TABLERO SOPORTE 16 mm HIDROFUGO
TABLERO SOPORTE 16 mm IGNIFUGO (B S2 D0)
TABLERO SOPORTE 10 mm HIDROFUGO
VELO ACUSTICO PEGADO EN PLACA
PLACAS 1200X300 (SOLO OCULTO)

14 €/m2
20 €/m2
34 €/m2
7,40 €/m2
7,00 €/m2
17 €/m2

INCREASES:

STANDARD BOARD INTERIOR 16 mm
WATER-REPELLENT BOARD INTERIOR 16 mm
FIRE-PROOF (B S2 D0) BOARD INTERIOR 16 mm
WATER-REPELLENT BOARD INTERIOR 10 mm
PLATE WITH ACOUSTIC REDUCTION FILTER.
PLATES 1200X300 (ONLY HIDDEN SIDE)

14 €/m2
20 €/m2
34 €/m2
7,40 €/m2
7,00 €/m2
17 €/m2

Perfil visto//Viewed Side

El panel descansa sobre la periferia de sujeción que junto a ella configura la planimetría del techo
The panel rests on the aluminium frame setting the planing of the ceiling

Perfil tegular//Stepped Side

El panel descansa sobre la periferia de sujeción y gracias al mecanizado perimetral queda suspendido
The panel rests on the aluminium frame.

Thanks to the machining it leaves a stepped side all around.

Perfil silhouete o fineline//Silhouete Side

El panel descansa sobre la periferia de sujeción y gracias al mecanizado perimetral queda suspendido al mismo nivel de la periferia, siendo posible colgar del perfil algun cartel o indicacion
The panel rests on the aluminium frame.

Thanks to the machining the panel is left at the same level as the aluminium, leaving the possibility of hanging a sign or indication.

Perfil oculto//Hidden Side

El panel oculta la periferia de sujeción
The panel hides the aluminium frame.



MEDIDAS Y CARACTERISTICAS MEASURES AND FEATURES

MODULACIONES DIMENSIONES

1200X300 mm.
2430X300 mm.

GRUESOS THICKNESS

16mm EN MELAMINAS
16mm EN CHAPAS NATURALES

MELAMINE
NATURAL WOOD

PESOS WEIGHT

12Kg/m2 en 16mm
13Kg/m2 en 16mm



PRECIO MODELOS LISOS MECANIZACIONES FLAT MACHINING MODEL PRICES



**ALTAVOZ
SPEAKER**
24,50 €/Und.



**LUMINARIAS
LIGHTING**
10,30 €/Und.



**VENTILACION
AIR-CONDITION**
38,70 €/Und.



**CHAPA DE FIJACION
METAL PLATE**
0,65 €/Und.



**DOBLE ESTRUCTURA
DOBLE FASTENING**
5,50 €/Und.



LISO

	TABLERO SOPORTE MDF ESTANDAR BOARD INTERIOR MDF	
	PERFIL VISTO//PROFILE VIEWED	PERFIL OCULTO, TEGULAR o MACHIHEMBRADO//HIDDEN PROFILE TEGULAR O TONGUED
MELAMINAS//MELAMINE	31,07 €/m2	35,55€/m2
MADERA NATURAL: HAYA, ROBLE VARNISHED VENEER: BEECH, OAK	71,80 €/m2	76,40 €/m2
MADERA NATURAL: ARCE, CEREZO VARNISHED VENEER: MAPLE, CHERRY	85,10 €/m2	89,54 €/m2
LACADO RAL // RAL LACQUER	57,76 €/m2	61,80 €/m2

	TABLERO SOPORTE MDF IGNIFUGO (B S2 D0) BOARD INTERIOR MDF FIRE-PROOF (BS2 D0)	
	PERFIL VISTO//PROFILE VIEWED	PERFIL OCULTO, TEGULAR o MACHIHEMBRADO//HIDDEN PROFILE TEGULAR O TONGUED
MELAMINAS//MELAMINE	50,82 €/m2	55,30 €/m2
MADERA NATURAL: HAYA, ROBLE VARNISHED VENEER: BEECH, OAK	87,70 €/m2	92,20 €/m2
MADERA NATURAL: ARCE, CEREZO VARNISHED VENEER: MAPLE, CHERRY	110,10 €/m2	114,50€/m2
LACADO RAL // RAL LACQUER	78,10 €/m2	81,15 €/m2

INCREMENTOS:

TABLERO SOPORTE 16 mm ESTANDAR
TABLERO SOPORTE 16 mm HIDROFUGO
TABLERO SOPORTE 16 mm IGNIFUGO (B S2 D0)
TABLERO SOPORTE 10 mm HIDROFUGO
VELO ACUSTICO PEGADO EN PLACA
PLACAS 1200X300 (SOLO OCULTO)

14 €/m2
20 €/m2
34 €/m2
7,40 €/m2
7,00 €/m2
17 €/m2

INCREASES:

STANDARD BOARD INTERIOR 16 mm
WATER-REPELLENT BOARD INTERIOR 16 mm
FIRE-PROOF (B S2 D0) BOARD INTERIOR 16 mm
WATER-REPELLENT BOARD INTERIOR 10 mm
PLATE WITH ACOUSTIC REDUCTION FILTER.
PLATES 1200X300 (ONLY HIDDEN SIDE)

14 €/m2
20 €/m2
34 €/m2
7,40 €/m2
7,00 €/m2
17 €/m2

Perfil visto//Viewed Side

El panel descansa sobre la perfilera de sujeción que junto a ella configura la planimetría del techo
The panel rests on the aluminium frame setting the planing of the ceiling

Perfil regular//Stepped Side

El panel descansa sobre la perfilera de sujeción y gracias al mecanizado perimetral queda suspendido
The panel rests on the aluminium frame.

Thanks to the machining it leaves a stepped side all around.

Perfil silhouete o fineline//Silhouete Side

El panel descansa sobre la perfilera de sujeción y gracias al mecanizado perimetral queda suspendido al mismo nivel de la perfilera, siendo posible colgar del perfil algun cartel o indicacion
The panel rests on the aluminium frame.

Thanks to the machining the panel is left at the same level as the aluminium, leaving the posability of hanging a sign or indication.

Perfil oculto//Hidden Side

El panel oculta la perfilera de sujeción
The panel hides the aluminium frame.



MEDIDAS Y CARACTERISTICAS MEASURES AND FEATURES

MODULACIONES
DIMENSIONES

600X600 mm.
1200X600 mm.
1200X300 mm.
2430X600 mm.
2430X300 mm.

GRUESOS
THICKNESS

10mm o 16mm EN MELAMINAS
11mm o 16mm EN CHAPAS NATURALES

MELAMINE
NATURAL WOOL

PESOS
WEIGHT

9kg/m2 en 10mm
12Kg/m2 en 16mm
10Kg/m2 en 11mm
13Kg/m2 en 16mm



PRECIO MODELO BRICUSTIC 32 BRICUSTIC 32 MODEL PRICE

ESPECIFICACIONES ESTANDAR DE LOS MODELOS:

PERFORACIONES CIRCULARES DE DIAMETRO 8mm o 10 mm. POR LA CARA TRASERA
RANURAS DE 2,2mm POR LA CARA DELANTERA
DISTANCIA ENTRE EJES DE 32mm.
GRUESO PLACAS 16 mm.

STANDARD SPECIFICATIONS MODEL:

DRILLS 8mm or 10mm DIAMETER ON BACKSIDE
CHANNELS 2,2mm ON FRONT SIDE
DISTANCE BETWEEN AXIS 32mm
PLATE THICKNESS 16mm



BRICUSTIC 32

TABLERO SOPORTE MDF ESTANDAR BOARD INTERIOR MDF		STANDARD
PERFIL MACHIHEMRADO//HIDDEN PROFILE TONGUED		
MELAMINAS//MELAMINE	67,37 €/m2	
MADERA NATURAL: HAYA, ROBLE VARNISHED VENEER: BEECH, OAK	105,40 €/m2	
MADERA NATURAL: ARCE, CEREZO VARNISHED VENEER: MAPLE, CHERRY	123,60 €/m2	
LACADO RAL // RAL LACQUER	101,30 €/m2	

TABLERO SOPORTE MDF IGNIFUGO (B S2 D0) BOARD INTERIOR MDF FIRE-PROOF (BS2 D0)		BOARD
PERFIL MACHIHEMRADO//HIDDEN PROFILE TONGUED		
MELAMINAS//MELAMINE	98,97 €/m2	
MADERA NATURAL: HAYA, ROBLE VARNISHED VENEER: BEECH, OAK	136,75 €/m2	
MADERA NATURAL: ARCE, CEREZO VARNISHED VENEER: MAPLE, CHERRY	153,40 €/m2	
LACADO RAL // RAL LACQUER	126,20 €/m2	

INCREMENTOS:

TABLERO SOPORTE 16 mm HIDROFUGO

20 €/m2

INCREASES:

WATER-REPELLENT BOARD INTERIOR 16 mm

20 €/m2

Machihembrado

El mecanizado perimetral permite la instalacion del modelo sin distinguir empalmes, se utiliza una chapa de fijacion

Tongued

The perimeter machining allows the installation of this model without noticing joints using a fastening metal plate.

MEDIDAS Y CARACTERISTICAS

MEASURES AND FEATURES

MODULACIONES DIMENSIONES	}	1200x300mm. (288 vistos)	(288 seen)
		2430x300mm. (288 vistos)	(288 seen)
GRUESOS THICKNESS	}	16mm EN MELAMINAS	MELAMINE
		16mm EN CHAPAS NATURALES	NATURAL WOOD
PESOS WEIGHT	}	12Kg/m2 en 16mm melamina	MELAMINE
		13Kg/m2 en 16mm rechapado	CHIPBOARD



PRECIO MODELO BRICUSTIC 16 BRICUSTIC 16 MODEL PRICE

ESPECIFICACIONES ESTANDAR DE LOS MODELOS:

PERFORACIONES CIRCULARES DE DIAMETRO 8mm o 10mm. POR LA CARA TRASERA
RANURAS DE 2,2mm POR LA CARA DELANTERA
DISTANCIA ENTRE EJES DE 16mm.
GRUESO PLACAS 16mm.

STANDARD SPECIFICATIONS MODEL:

DRILLS 8mm or 10mm DIAMETER ON BACKSIDE
CHANNELS 2,2mm ON FRONT SIDE
DISTANCE BETWEEN AXIS 16mm
PLATE THICKNESS 16mm



BRICUSTIC 16

TABLERO SOPORTE MDF ESTANDAR BOARD INTERIOR MDF		STANDARD
PERFIL MACHIHEBRADO//HIDDEN PROFILE TONGUED		
MELAMINAS//MELAMINE	73,08 €/m2	
MADERA NATURAL: HAYA, ROBLE VARNISHED VENEER: BEECH, OAK	111,80 €/m2	
MADERA NATURAL: ARCE, CEREZO VARNISHED VENEER: MAPLE, CHERRY	131,80 €/m2	
LACADO RAL // RAL LACQUER	106,40 €/m2	

TABLERO SOPORTE MDF IGNIFUGO (B S2 D0) BOARD INTERIOR MDF FIRE-PROOF (BS2 D0)		BOARD
PERFIL MACHIHEBRADO//HIDDEN PROFILE TONGUED		
MELAMINAS//MELAMINE	104,70 €/m2	
MADERA NATURAL: HAYA, ROBLE VARNISHED VENEER: BEECH, OAK	141,14 €/m2	
MADERA NATURAL: ARCE, CEREZO VARNISHED VENEER: MAPLE, CHERRY	159,80 €/m2	
LACADO RAL // RAL LACQUER	131,58 €/m2	

INCREMENTOS:

TABLERO SOPORTE 16 mm HIDROFUGO

20 €/m2

INCREASES:

WATER-REPELLENT BOARD INTERIOR 16 mm

20 €/m2

Machihembrado

El mecanizado perimetral permite la instalacion del modelo sin distinguir empalmes, se utiliza una chapa de fijacion

Tongued

The perimeter machining allows the installation of this model without noticing joints using a fastening metal plate.

MEDIDAS Y CARACTERISTICAS

MEASURES AND FEATURES

MODULACIONES DIMENSIONES	}	1200x300mm. (288 vistos)	(288 seen)
		2430x300mm. (288 vistos)	(288 seen)
GRUESOS THICKNESS	}	16mm EN MELAMINAS	MELAMINE
		16mm EN CHAPAS NATURALES	NATURAL WOOD
PESOS WEIGHT	}	12Kg/m2 en 16mm melamina	MELAMINE
		13Kg/m2 en 16mm rechapado	CHIPBOARD

CONDICIONES DE VENTA Y RECOMENDACIONES DE INSTALACION

* IMPUESTOS:

No están incluido en la tarifa. Serán aplicados con la legislación vigente.

* ANULACION Y DEVOLUCIONES:

No Se aceptará ninguna anulación o cambio en la especificacion de un pedido aceptado.

En caso de reclamación por defecto de fabricación nuestra responsabilidad será el abono o la sustitución dela piezas defectuosas.

El plazo máximo para presentar una reclamación será de 10 días laborables desde la recepcion del pedido.

El material una vez manipulado no será abonado en ningún caso.

* RECOMENDACIONES DE INSTALACIÓN Y TRATO:

Las placas o paneles se deben instalar siempre en salas techadas.

Antes de la instalación, los paneles deben ser estabilizados a las condiciones ambientales. Para este efecto, deben almacenarse durante entre 24 a 48 horas en una posición plana en el lugar donde vayan a ser finalmente instalados.

Las salas deben haber sido aclimatadas ambientalmente mínimo 24 horas antes del estabilizado del material.

Todos los elementos constructivos de la hora de instalar el material deben estar completamente secos.

La humedad relativa del aire durante la fase de estabilización e instalación a de estar entre el 40 y el 60%.

El local donde se haya instalado el material no debe sufrir cambios bruscos de temperaturas durante todo el año, ya que podría verse afectado el normal comportamiento del material, pudiendo aparecer dilataciones y/o mermas.

En instalaciones de sistemas ocultos o machihembrados hay que dejar juntas de dilatación en el perimetro de la sala, y en los casos de que sean de mas de 7m. De largo se deben dejar juntas de dilatación de 1cm. Como mínimo cada 6m.

El embalaje no protege de la lluvia o de la humedad.

En materiales de chapas bamizadas puede darse la circunstancia de tonalidades y veteados diferentes.

En materiales ignifugos o hidrofugos el alma del tablero puede que tenga tonalidad roja o verde respectivamente.

El material debe estar embalado hasta el momento de su instalación.

* LIMPIEZA:

Para una correcta limpieza utilizar una bayeta húmeda, nunca usar productos quimicos o abrasivos.

* PEDIDO:

Se recomienda al realizar un pedido que se tenga en cuenta un minimo del 10% de desperdicio.

Los pedidos o reposiciones inferiores a 20 m2 serán facturadas sin descuento e incluso se cargaran los portes correspondientes.

* JURISDICCION Y TRIBUNALES:

Vendedor y comprador se someteran expresamente a la jurisdicción de los juzgados y tribunales de Illescas, con renuncia a cualquier fuero o domicilio propio.

* DURACIÓN:

La presente tarifa estará en vigor desde el 01/01/2022 hasta que se publique la proxima tarifa.

ESTA TARIFA ANULA A LAS ANTERIORES

SALES TERMS AND ADVICE FOR INSTALLATION

***TAXES:**

Are not included in prices. It will be applied with the current law.

***CANCELLATION AND REFUND:**

Cancellations are not accepted neither specific changes on orders that have been approved.

In case of reclaim on damaged manufactured materials, our responsibility will be a refund or replacement of the damaged pieces.

There is a maximum of 10 working days from delivery to present a reclamation.

Materials once handled with, under no circumstances will be refunded.

***ADVICE FOR INSTALLATION AND HANDLING:**

The plates or panels must be stored in rooms with ceilings.

Before installing the panels, they must be stabilized at room temperature. To achieve this the material has to be placed in a flat position and in the area of installation between 24 and 48 hours.

The area of installation must be climatized at room temperature at least 24 hours before installing the panels.

All constructive elements of the area of installation must be completely dry.

During the climatization and installation, the moisture of the air in the room must be relatively between 40 and 60%.

The establishment where the material has been installed must not suffer from harsh changes of temperature during all year round. This could affect the normal behavior of the panels making them expand or even shrink.

There must be left an expansion joint all around the perimeter of the room when installing the Hidden Side or Tongued system, and in cases where there is more than 7 meters long, there must be left at least 1cm gaps every 6 meters.

The packing/wrapping of the material does not protect it from the rain or moisture.

Materials with varnished veneer in some occasions may vary in colour and graining.

Fire-proof or water-repellent materials may have a red tone or green tone interior.

Materials must be kept packed/wrapped at all times before installation.

***CLEANING:**

To clean correctly use a damp cloth, never use chemical products or abrasive liquids.

***ORDER:**

When ordering it is recommended to take in consideration a minimum of a 10% loss.

Orders or replacements that are less than 20 m² will be charged without discounts and also transport will be added.

***JURISDICTION AND COURTS:**

Merchant and consumer are explicitly submitted to the courts jurisdiction of Illescas, renouncing any other laws or place of residence.

***DURATION:**

The present prices will become effective from 01/01/2022 until the next price rate is published.

THESE PRICES CANCEL PREVIOUS RATES



AV. De la industria nº 1061

45222 Borox-Toledo

TEL 925527450

Informacion y pedidos: info@bridema.es

www.bridema.es

DISTRIBUIDOR:

--